

13 ft. Hula Girl KITE

assembly instructions

ASSEMBLY

Step 1:

Remove the kite from the bag and locate the Head Struts. (diagram A)

Step 2:

Insert one Main Cross Strut into Head Pockets A and B. Insert the second Main Cross Strut into Head Pockets C and D. (diagram B)

Step 3:

Insert the Horizontal Head Strut into Head Pockets E and F. (diagram B)

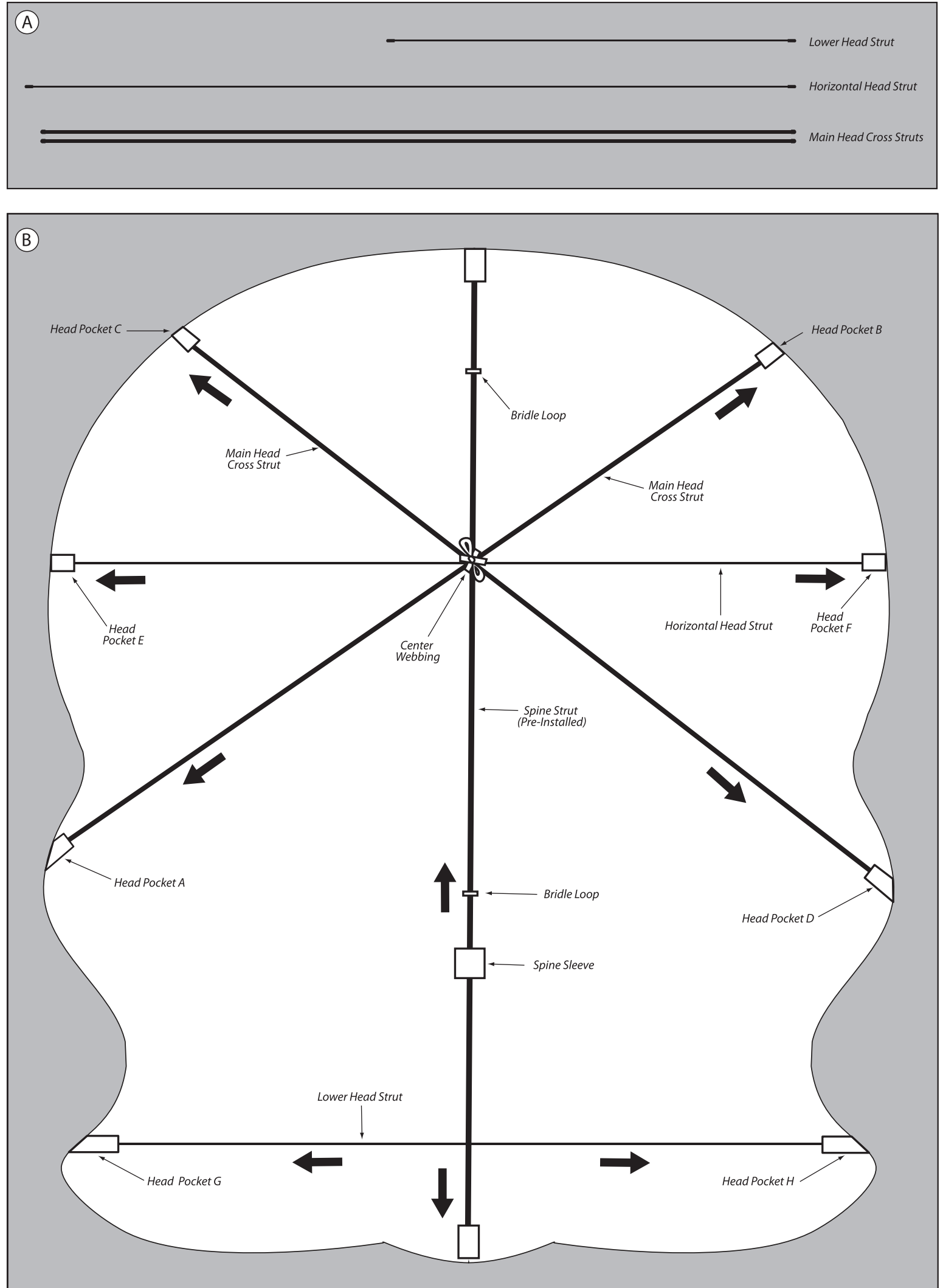
Step 4:

Insert the Lower Head Strut into the Head Pockets G and H. (diagram B)

Step 5:

Tie the Spine, Cross Struts, and Horizontal Cross Strut together with the Center Webbing. Use a simple bow knot Like tying your shoe. (diagram B)

(Continued on back)



Step 6:
Line the Center of the Neck Velcro with the center of the Head Velcro and attach Velcro together. Spine Strut should be as centered on Neck Velcro as possible. (diagram D)

Step 7:
Attach Head Clips to Body Shoulder Loops. (diagram D)

Step 8:
The Upper Hip Strut and the Lower Hip Strut come pre-installed in the Center Hip Sleeve. Bend the Lower Hip Strut into a curve and insert through the Lower Hip Sleeves and into the Lower Hip Pockets. (diagram E)

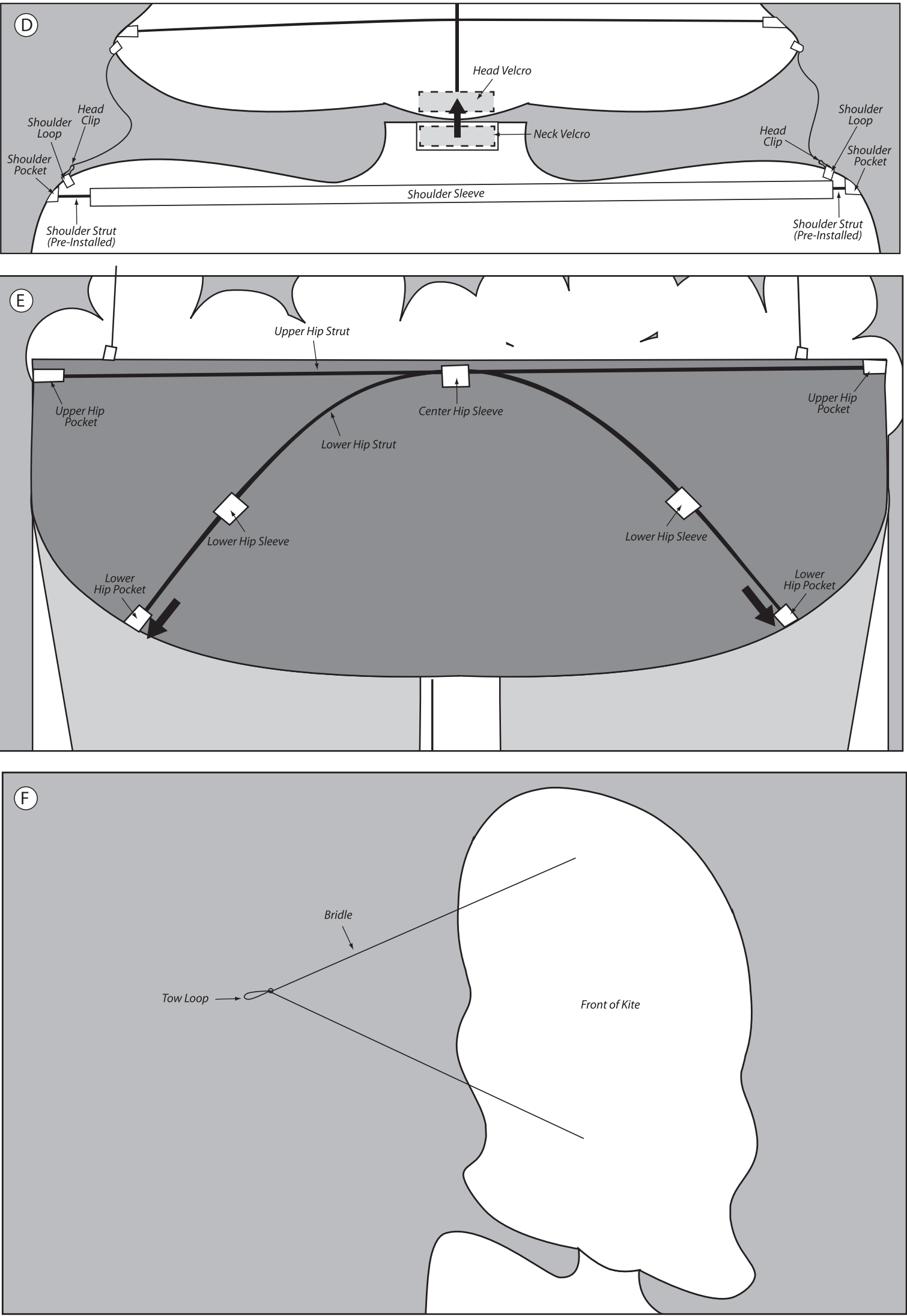
Please Note:
Your Hula Girl Kite is designed so that the head can be easily disconnected from the body, This feature allows for easier assembly, disassembly, and storage.

FLYING








Step 1:
Attach flying line to tow loop. (diagram F)

Step 2:
Have a friend stand about 75 feet downwind from you and hold the kite with its nose pointed towards the sky. As the wind catches the kite, signal your friend to release it while you steadily pull in line until the kite is aloft. As the kite flies upward, slowly release more line.

Please note all un-hemmed edges of your Hula Girl kite's fabric are hot-cut to prevent fraying however some fraying will occur under ordinary use. This is normal and will not affect the performance of the kite.



OPTIMUM WIND CONDITIONS FOR 13 FT HULA GIRL KITE

BEAUFORT SCALE	CALM	LIGHT AIR	LIGHT BREEZE	GENTLE BREEZE	MODERATE BREEZE	FRESH BREEZE	STRONG BREEZE
							
WIND [M.P.H.]	0	1 2 3	4 5 6 7	8 9 10 11 12	13 14 15 16 17 18	19 20 21 22 23 24	25 26 27 28 29 30
13 FT HULA GIRL KITE							

Note: Wind conditions aloft may vary considerably from those found near ground level.