

Congratulations on your purchase! Your Zephyr encompasses all of the best features of any production kite available. Designed from the ground up to be one of Premier's finest kite offerings, the Zephyr will provide you with many years of enjoyable flying experiences.

## Zephyr Features:

- **Large Sail** - wingspan over 5 feet with a total length of 14 feet!
- **Easy to fly** - one of Premier's most stable kites.
- **Wide wind range** - From a slight puff of air to a fresh breeze, your Zephyr can soar on winds from 4 mph to 19mph.
- **Comfortable over-sized handle** - easy to grip handle with "lock off" knob includes 300ft of line with quality brass snap swivel clip.
- **Portable** - in "compact" mode package measures only 26" long!
- **Deluxe multi-purpose case** - accommodates both "compact" breakdown for travel and/or "casual" longer breakdown while onsite.

## ASSEMBLY

### Step 1:

Pull kite out of the bag and lay it flat on the ground with its back facing you. All of the main struts, except for the cross strut, are pre-inserted in the kite sleeves. **Remember - It is not necessary to take the struts out of the sleeves!** Take the two cross strut halves and put them aside near the kite.

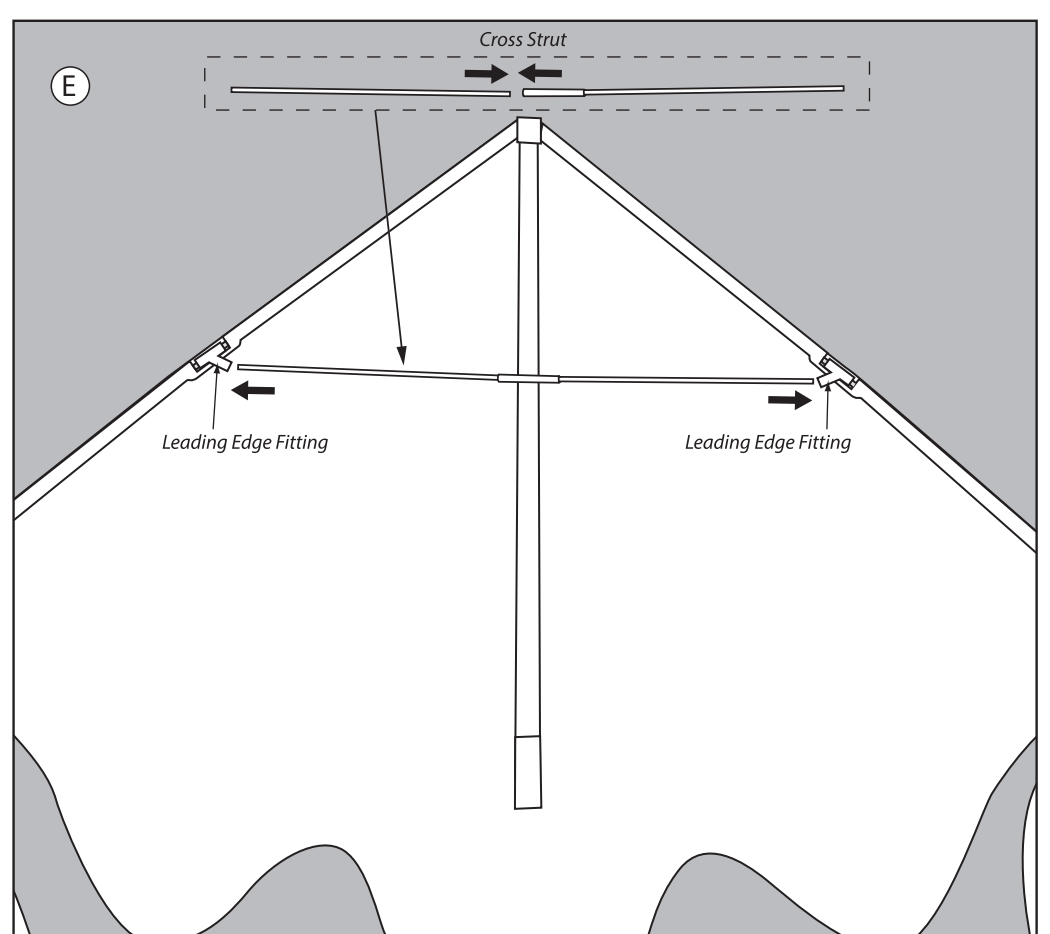
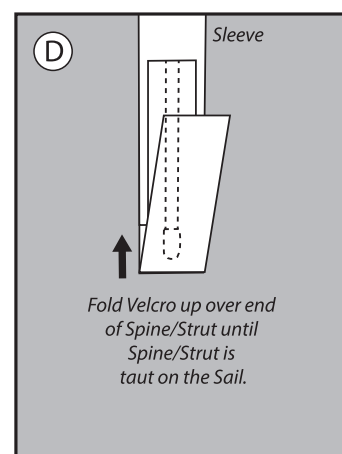
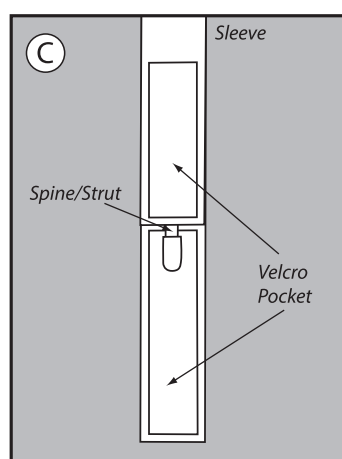
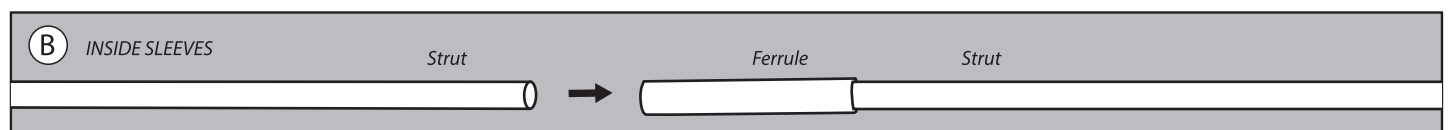
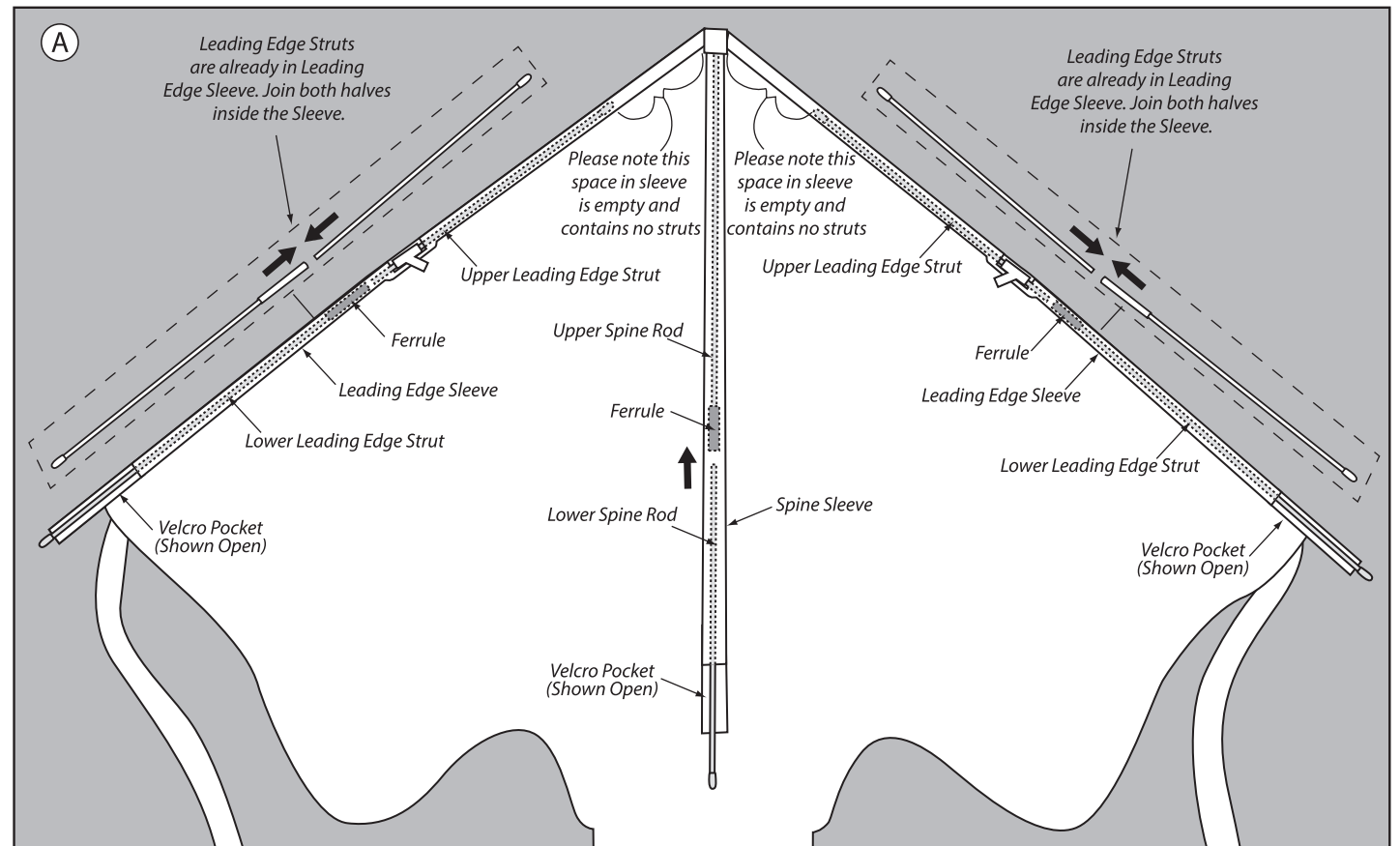
### Step 2:

Slide the Lower Leading Edge Struts into the Upper Leading Edge Struts. When the struts are firmly seated in the Ferrules, close the Wingtip Velcro Pockets to secure the rods. Join the Spine Rods together and secure with the bottom Spine Velcro Pocket. (diagram A, B, C, and D)

### Step 3:

Join the two halves of the Cross Struts together and insert each end into Leading Edge Fittings. (diagram E)

(Instructions continued on reverse)



## ASSEMBLY (Continued)

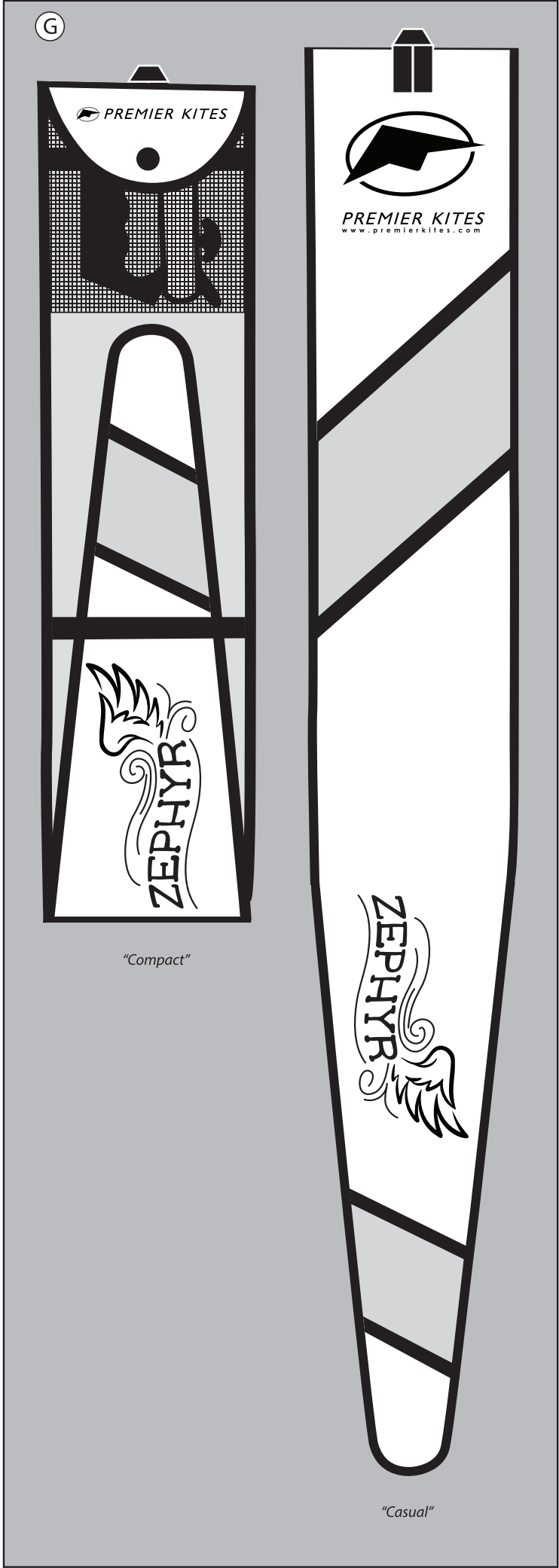
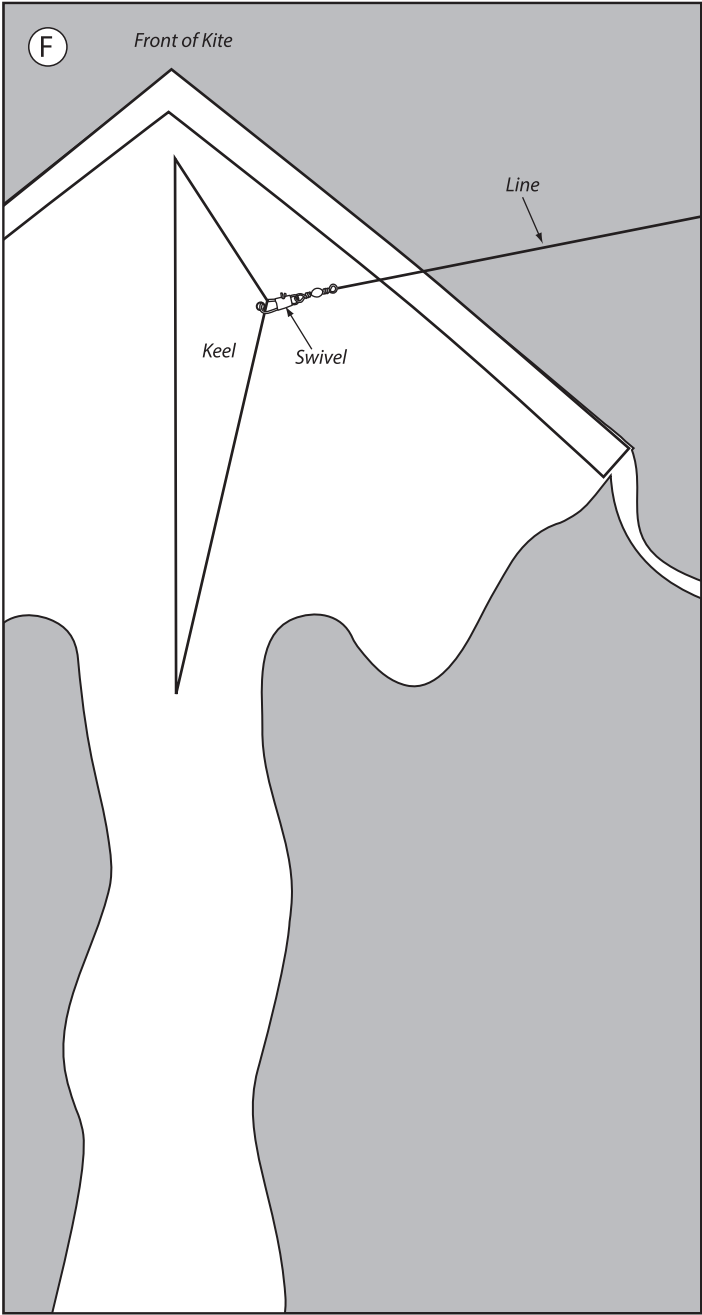
**Step 4:**  
Attach the Line to your kite using the convenient brass snap Swivel. The flying line swivel clip is attached to a single point at the end of the keel. (diagram F)

## FLYING








**Step 1:**  
Have a friend stand about 75 feet downwind from you and hold the Kite with its nose pointed towards the sky.

**Step 2:**  
As the wind catches the Kite, signal your friend to release it while you steadily pull in Line until the Kite is aloft. As the Kite flies upward, slowly release more Line.

**Breakdown Tips:** Your deluxe multi-purpose case can accommodate your kite in "compact" mode for travel or in "casual" long mode when a full breakdown is not needed. For "compact" mode breakdown, simply reverse the instructions above and roll your kite up and slip into case. For "casual" long mode, un-Velcro the case bottom flap and stretch out the bag to its full 44" length. Line up all struts of the kite so they are together and parallel. Simply roll the kite and tail up. Make sure you include the cross strut and slide the kite into case. (diagram G)



## OPTIMUM WIND CONDITIONS FOR ZEPHYR KITE

BEAUFORT SCALE												CALM		LIGHT AIR		LIGHT BREEZE		GENTLE BREEZE		MODERATE BREEZE		FRESH BREEZE		STRONG BREEZE																																																																																																																																																																																																																																																																																																																																																																																																																																																																																																																																																																																																																																																																																																																																																																																																																																																																																																																																																																																																																																																																																																																																																											
																																																																																																																																																																																																																																																																																																																																																																																																																																																																																																																																																																																																																																																																																																																																																																																																																																																																																																																																																																																																																																																																																																																																																																																			
WIND [M.P.H.]												0	1	2	3	4	5	6	7	8	9	10	11	12	13	14	15	16	17	18	19	20	21	22	23	24	25	26	27	28	29	30																																																																																																																																																																																																																																																																																																																																																																																																																																																																																																																																																																																																																																																																																																																																																																																																																																																																																																																																																																																																																																																																																																																																									
												ZEPHYR KITE																																																																																																																																																																																																																																																																																																																																																																																																																																																																																																																																																																																																																																																																																																																																																																																																																																																																																																																																																																																																																																																																																																																																																																							

Note: Wind conditions aloft may vary considerably from those found near ground level.